



Commissionerate of College Education



An ISO 9001:2018 & MSME Certified Company

COLLEGE INFORMATION MANAGEMENT SYSTEM (AUTOMATION)

ECCA PRINCIPAL DIGITAL DAIRY

**For any Technical Support Contact:
Extreme Informatics Private Limited**

Address: Sree Lalitha Sai Sadan, 3-2-375/1,
Kachiguda, Hyderabad, 500027

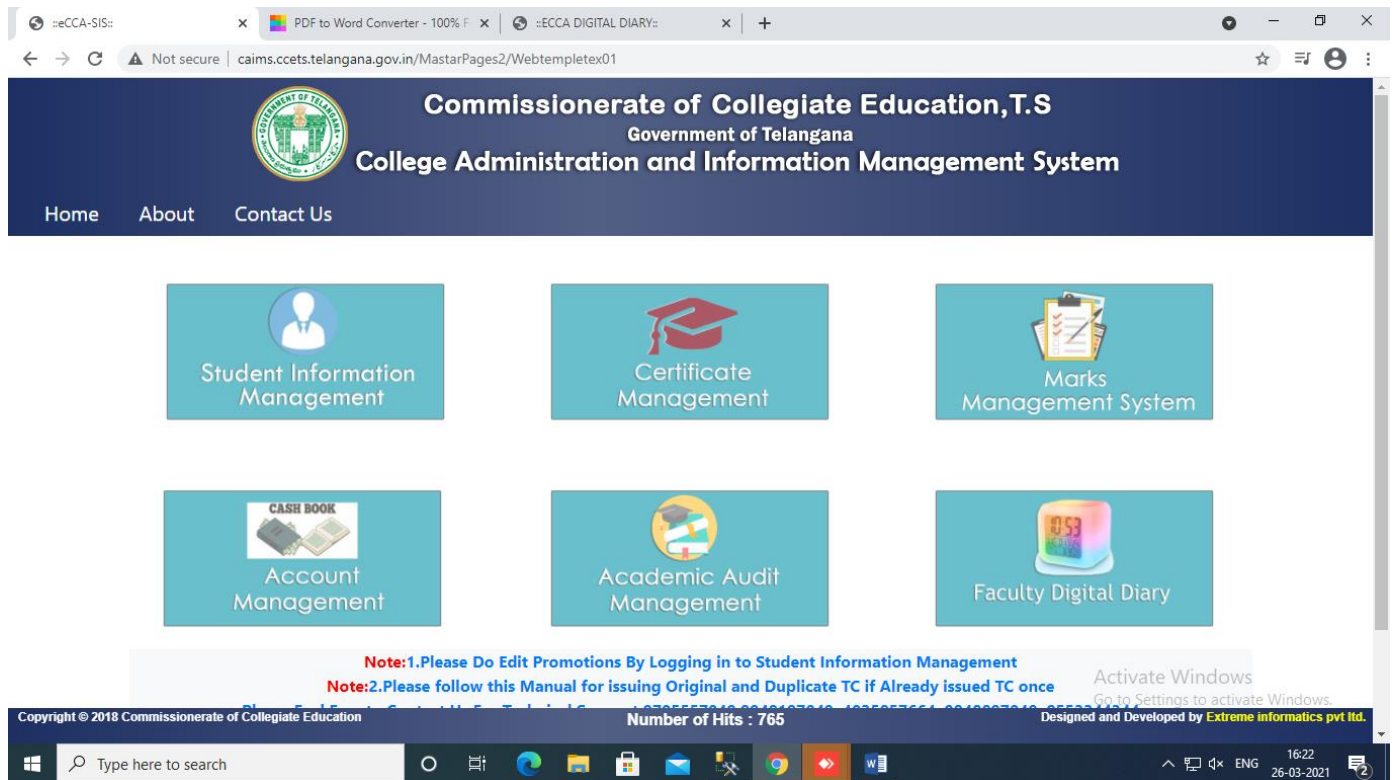
Customer Support Mobile Number: +919705557049

WhatsApp Number: +919705557049

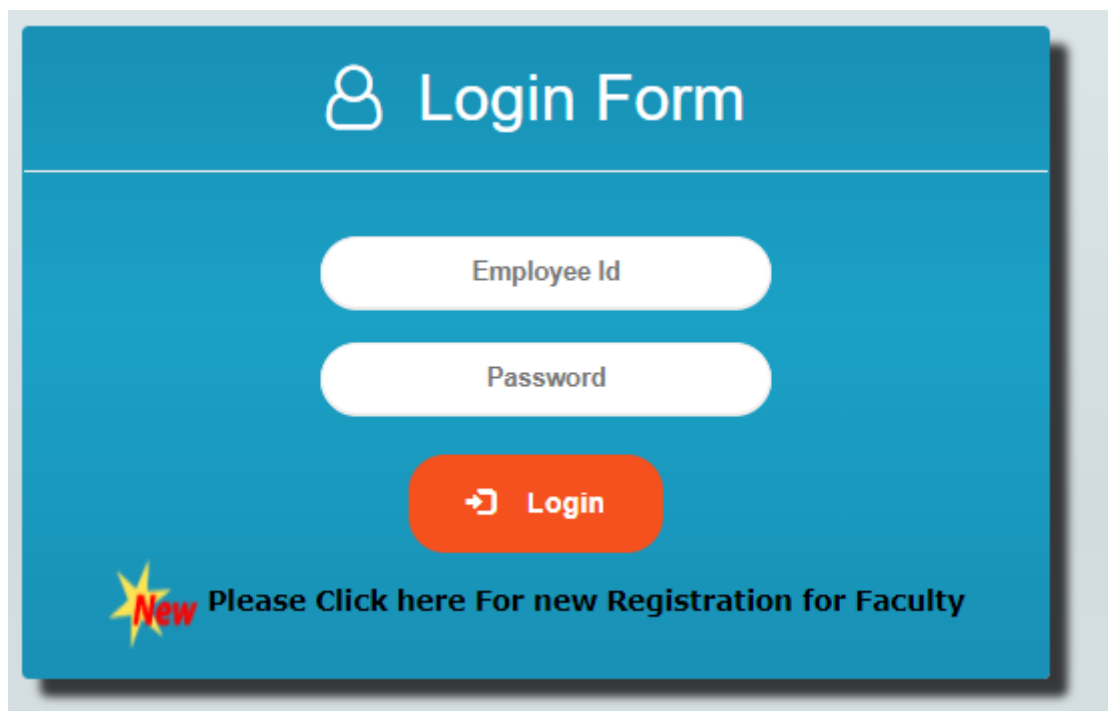
EMAIL ID: nagender@extremeinfo.in

Timings: 10:00Am to 5:00Pm

- Open ECCA Website with the URL of <http://caims.ccets.telangana.gov/in/>
- After this You can find the page as shown in bellow



- Here you can select Faculty Digital Diary.
- After selecting You'll get this screen.



- After Logging You can find the page as shown in bellow

Not secure | caims.ccets.telangana.gov.in/Digital_Dairy/Masters/Indexpage.aspx

Commissionerate of College Automation
Government of Telangana
College Administration and Information Management System
Faculty Digital Diary

User Name: 11070
Academic Year : [2020-2021]
[Log out](#)

Welcome to Babu Jagjeevan Ram Govt. Degree College, Narayanaguda

Home Transactions Reports Utilities

Welcome to Faculty Digital Dairy System

Activate Windows
Go to Settings to activate Windows.

Copyright © 2020 Commissionerate of Collegiate Education
Extreme Informatics Pvt Ltd.

- In Transactions, Select Faculty Teaching Diary.
- Then Your screen design Will Appear like this .

☰ Teaching Diary

Course : <input type="text" value="-Select-"/>	Combination : <input type="text"/>	Course Year : <input type="text"/>
Semester : <input type="text"/>	Date: <input type="text" value="26/3/2021"/>	Day: <input type="text" value="Friday"/>
Medium: <input type="text" value="Select"/>	Period: <input type="text" value="Select"/>	Time: <input type="text" value="8"/> : <input type="text" value="00"/>
Thoery/Practical : <input type="text" value="Select"/>	Topic Covered: <input type="text" value="Topic Covered"/>	Methodology Adopted: <input type="text" value="Enter Methodology Adopted"/>
No. of Students Attended: <input type="text" value="No. of Students Attended"/>	Teaching Aids Used: <input type="text" value="Teaching Aids Used"/>	Student Activity Conducted : <input type="text" value="Enter Student Activity Conducted"/>
Remarks: <input type="text" value="Enter Remarks"/>		

+ Submit
Clear
Report

NOTE : If principal will teach any subject then only fill the details otherwise just ignore it.

- In Reports, we have three types
 - ✓ All Faculty Teaching Dairy
 - ✓ Employee Login Details
 - ✓ Delete Employee Details
- By clicking on all faculty teaching Dairy, You get the screen like this.

The screenshot shows a web browser window with the URL `caims.ccets.telangana.gov.in/Digital_Dairy/ReportsForms/Lecturer_rpt.aspx`. The page header includes the logo of the Government of Telangana, the text "Commissionerate of College Automation", "Government of Telangana", "College Administration and Information Management System", and "Faculty Digital Diary". A welcome message reads "Welcome to Babu Jagjeevan Ram Govt. Degree College, Narayanaguda". The user is logged in as "User Name: 11070" for the "Academic Year : [2020-2021]", with a "Log out" link. The main navigation menu contains "Home", "Transactions", "Reports", and "Utilities". The central form, titled "Teaching Diary Report", has the following fields: "Period From:" and "Period To:" (both text input boxes), and "Lecturer ID:" (a dropdown menu with "Select" as the current value). A blue "Report" button is located below the "Lecturer ID" field. The footer of the page contains "Copyright © 2019 Commissionerate of Collegiate Education" on the left and "Extreme Informatics pvt ltd." on the right, with a watermark for "Activate Windows" and "Go to Settings to activate Windows" overlaid on the right side.

- By clicking Employee Login Details You'll get the log in details of the Faculty.

Browser tabs: :ECCA DIGITAL DIARY: | PDF to Word Converter - 100% F | :ECCA DIGITAL DIARY: | +

Address bar: Not secure | caims.ccets.telangana.gov.in/Digital_Dairy/Masters/Indexpage.aspx

Header: Commissionerate of College Automation
Government of Telangana
College Administration and Information Management System
Faculty Digital Diary

User Name: 11070
Academic Year: [2020-2021]
Log out

Welcome to Babu Jagjeevan Ram Govt. Degree College, Narayanaguda

Home Transactions Reports Utilities

- All Faculty Teaching Diary
- Employee Login Details
- Delete Employee Details

Faculty Digital Dairy System



Commissionerate of Collegiate Education
caims.ccets.telangana.gov.in/Digital_Dairy/ReportsForms/Frm_EmpLogin.aspx

Windows taskbar: Type here to search | [Icons] | 17:40 26-03-2021

- In Delete Employee Details You can delete the Faculty.

Browser tabs: :ECCA DIGITAL DIARY: | PDF to Word Converter - 100% F | :ECCA DIGITAL DIARY: | +

Address bar: Not secure | caims.ccets.telangana.gov.in/Digital_Dairy/Masters/Indexpage.aspx

Header: Commissionerate of College Automation
Government of Telangana
College Administration and Information Management System
Faculty Digital Diary

User Name: 11070
Academic Year: [2020-2021]
Log out

Welcome to Babu Jagjeevan Ram Govt. Degree College, Narayanaguda

Home Transactions Reports Utilities

- All Faculty Teaching Diary
- Employee Login Details
- Delete Employee Details

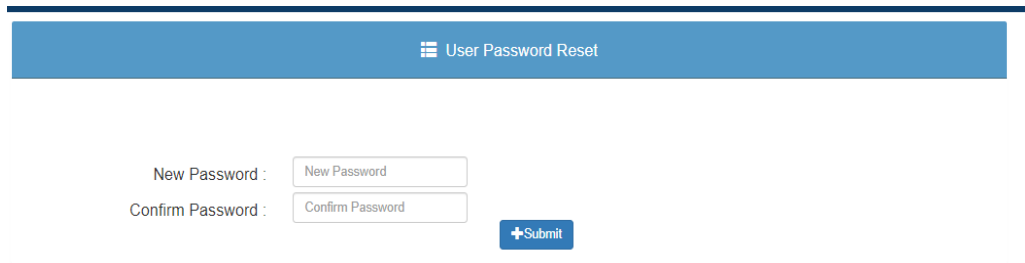
Faculty Digital Dairy System



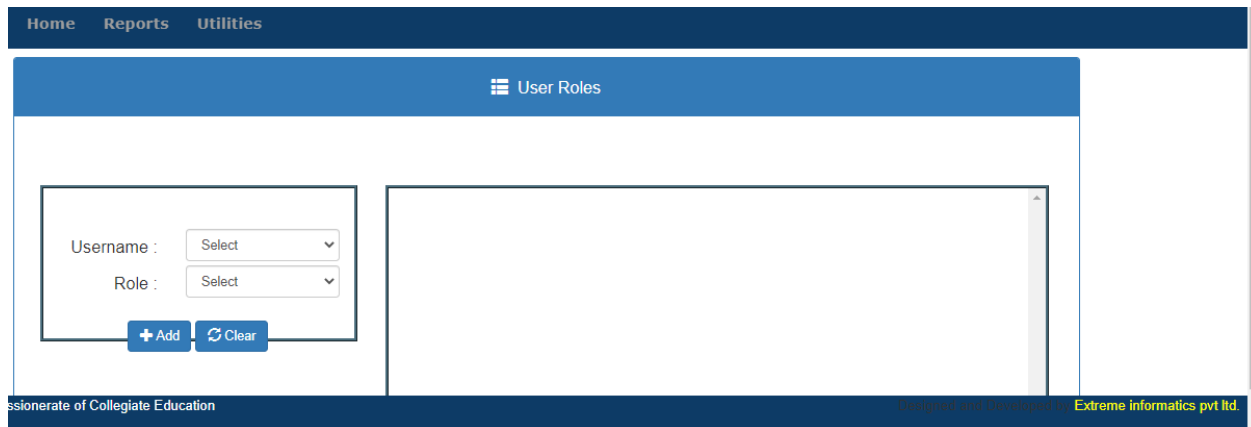
Commissionerate of Collegiate Education
caims.ccets.telangana.gov.in/Digital_Dairy/ReportsForms/Frm_EmpLogin.aspx

Windows taskbar: Type here to search | [Icons] | 17:40 26-03-2021

- In Utilities, By Clicking on Reset Password you can find the bellow page



- Here you can Reset Your password
- By clicking on user roles you can find the bellow page



- When the Faculty Registration is Completed, The Faculty Name and Role will be appeared here.
- Here, The Principal Should give the Faculty user roles.
- Then Click on Log out

